



YZU APP

Activities Sign-in Function

OLIS
2024.02

Activities Sign-in Function

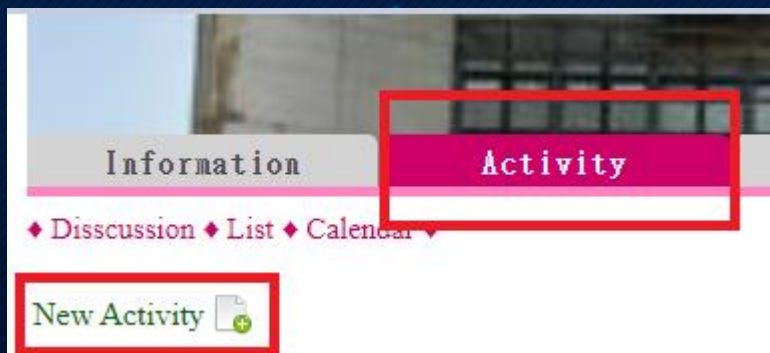


Event Registration Establishment, Signing to Launch, Signing to Participation

Event Registration Establishment

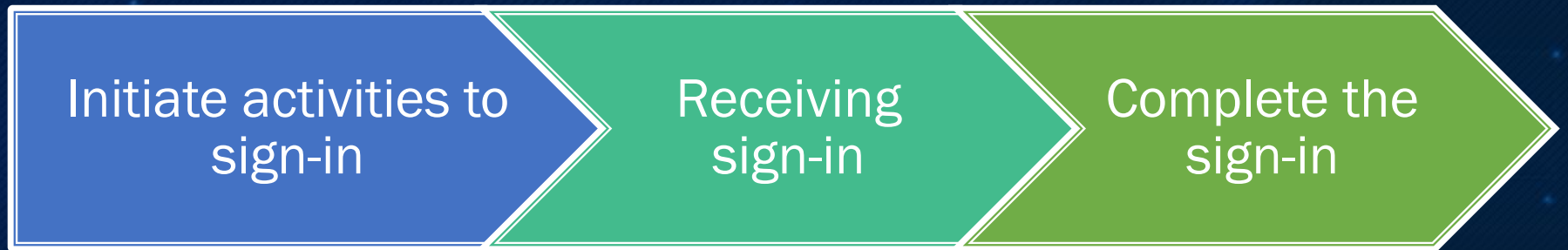


- Portal Event Registration System
- Organizer: Go to the events page of your organization page and add a new event.
- Participants: Enter the Event Registration System.



Subject	【智慧財產權講座】校園常見著作權議題與AI應用帶來的衝擊
Content	什麼叫做抄襲?引用別人的論文內容在甚麼情況下會構成侵害著作權?我在專題計畫基礎, 因此我們有必要了解——著作權保護的要件對象及範圍是甚麼? 當我享有著作權 「校園常見著作權議題與AI應用帶來的衝擊」將以案例方式, 帶領大家了解著作權的 · 智慧財產權概論 · 受著作權保護的類型 · 著作權權利內容與案例 · 新興科技應用對於著作權的影響 #全程參與活動, 結束提供餐點, 敬請大家踴躍參加~
SDGs	09工業化、創新及基礎建設
Date	2023/6/20上午 10:00~下午 12:00
Location	60105
Registration Date	2023/6/9~2023/6/19
Number of applicants	上限: 70 下限: 1 開放候補: 否
Eligibility	教師 職員 大學部學生 碩士班學生 博士班學生
Ways of registration	線上報名(報名已截止) 已報名人數: 44
多元學習時數	0
多元學習認證活動類別	

Event Day Organizer initiates the signing to



Three Ways to Sign In :

- 1.The phone shakes
- 2.Presentation of QR Code
- 3.Organizer Manual Replenishment

The phone shakes to Sign In



- Default sign-in: You can shake a tag 15 minutes before and after the event starts.
 - Event time: 2023/4/24 10:00 ~ 2023/5/24 11:00
 - Default initiation time: 2023/4/24 09:45 ~ 2023/4/24 10:15
- Organizer: Manually Initiate Signing to
 - The event starts and has passed the check-in time, the organizer can use the YZU APP to initiate the event sign-in, after which the entrant can use the mobile phone to shake a swipe sign to arrive.



Event organizers still need to confirm the number of people and check-in list is consistent.

How the organizer initiates an event to sign in



- YZU APP → Activities → Initiate Sign-in

The image displays three sequential screenshots from the Yuan Ze University (YZU) mobile application, illustrating the process of initiating an event sign-in.

Screenshot 1: Main App Menu
The main menu features several icons: My Courses, Library, Leave Request, **Activities** (highlighted with a red box), Calendar, Curriculum, News Alert, Emergency, YZU Website, Feedback, Customer Service, COVID-19 Zone, Settings, and Logout. The Yuan Ze University logo is prominently displayed in the center.

Screenshot 2: Activities Screen
The 'Activities' screen shows options: All Activities, Recent Activities, Available Activities, Signed Up Activities, Activity Sign-in, and **Initiate Sign-in** (highlighted with a red box).

Screenshot 3: Initiate Sign-in Form
The 'Initiate Sign-in' screen includes the following fields and controls:

- Activity Name: Select (dropdown menu)
- Activity Time: Start and End (text input fields)
- A blue **START** button.
- Instructions:
* Switch on the mobile network and Wi-Fi to enable more accurate location services.
* If remote participants fail to sign in online, the organizer will assist with manual sign-in as necessary.

Initiate Sign-in Related Settings



- Selecting Activities → Start Initiating → Limited sign-in time
- Check-in can be stopped in advance, please confirm again that the check-in list is correct.

← Initiate Sign-in

Activity Name Select

Activity Time Start

End

START

* Switch on the mobile network and Wi-Fi to enable more accurate location services.
* If remote participants fail to sign in online, the organizer will assist with manual sign-in as necessary.

Activity list

11367,IS APP Activities Sign-in test

SELECT THE ACTIVITY TO INITIATE SIGN-IN

← Initiate Sign-in

Activity Name 11367,IS APP Activities Sign-in t...

Activity Time 2024/02/15 13:30

2024/02/15 14:00

START

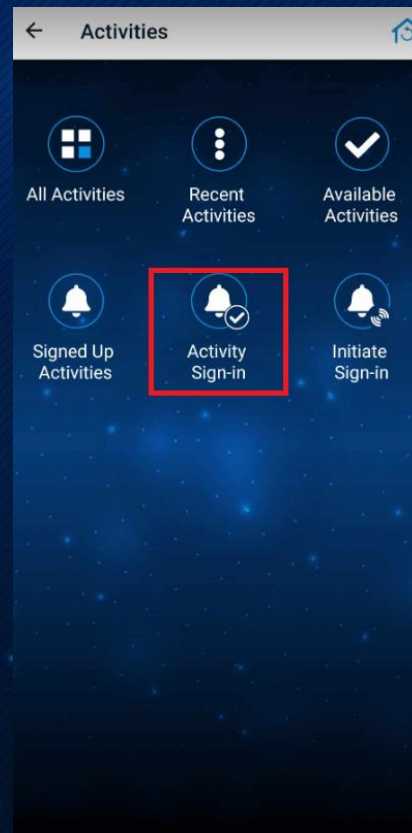
NOT YET SIGNED IN SIGN-IN COMPLETED 0 / 0

TICK AND SIGN-IN ON-SITE REGISTRATION

How participants sign in



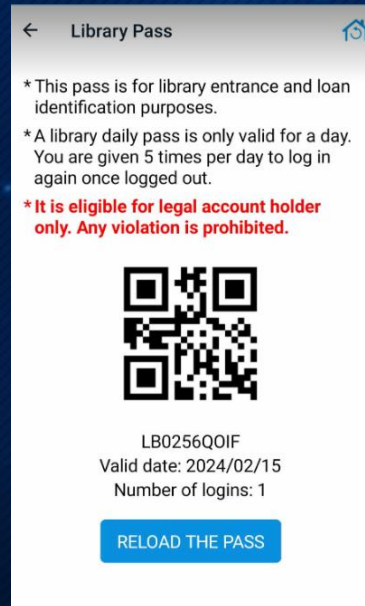
- YZU APP → Activities → Activity Sign-in → shakes your phone to complete



QR Code Sign-in



- **Participants** Show YZU APP Library Pass QR Code
(YZU APP→Library→Library Pass)



Confirm Registration Message

QR Code Sign-in



- Organizer → On-site Registration & Sign-in → Open lens scanning Participant' s QR Code
(Please authorize the app to enable camera features)



Organizer Manual Check to Check

- **Organizer** → Choose Not Yet Signed in Lists → Confirm → Select



Initiate Sign-in

Activity Name 11367,IS APP Activities Sign-in t...

Activity Time 2024/02/15 13:30
2024/02/15 14:00

START

NOT YET SIGNED IN SIGN-IN COMPLETED 0 / 0

TICK AND SIGN-IN ON-SITE REGISTRATION



Confirm the Signed In List
It is recommended that this feature be used for sign-in

Consultations



Telephone

- Information Consultation & Campus Licensing Software : ISNM 03-4638800#2325
- Portal & APP : ISSD 03-4638800#3110

Email

- ISNM isnm@Saturn.yzu.edu.tw
OLIS isdept@Saturn.yzu.edu.tw
- Reply within 2-3 working days. Please contact us for details.

Online

- YZU Portal Customer Service System
- OLIS Webpage

Front Cabinet

- Information Consultation : ISNM R5205
- Personal Password Modification : Library 1F Counters